

Model E400AJP

ARTICULATING BOOM LIFTS



MORE ECONOMIC

- Electric power for zero emissions and near-silent running indoors.

MORE PRODUCTIVE


- No waiting with immediate-response AC drive motors for greater torque and efficiency.

MORE ACCESS

- Get great access to hard-to-reach places with near-vertical jib positioning and 180-degree side-to-side movement.

SMART DESIGN

- Enjoy industry leading upcycles so you can work longer with higher productivity.



Standard Features

- 0.76 m x 1.52 m low mount platform
- Side entry with drop bar mid rail
- Multiple function operation
- Full proportional drive joystick control with integral thumb steer switch
- Full proportional main boom and swing joystick control
- Multiple speed control for lower boom, telescope, jib and platform rotate
- Selectable creep speed on drive / lift and swing functions
- 1.22 m articulating jib
- JibPLUS® with 4 way axis 1.22m Jib
- 180 degree powered platform rotator
- Platform console machine status light panel ¹
- Load sensing system
- AC power cable to platform
- Two Wheel Direct Electric Drive
- Automatic traction control
- Programmable "Personality" settings
- On-board self-diagnostic testing
- Enclosed battery / electrical compartment
- 20 amp automatic battery charger
- Automatic rear wheel brakes
- Sculptured ABS hoods
- 3 degree tilt alarm and indicator light
- 1.75m frame
- Lifting/tie down lugs
- Ground control selector switch with key lock
- Battery condition indicator
- Manual descent system
- Platform tool tray
- Hour meter
- Horn
- JLG Skyguard active system

¹ Provides indicator lights at platform control console for system distress, low battery, tilt light, and foot switch status.

Standard Specifications

Power Source	
• Electrical System	48V DC
• Batteries – deep cycle	8 x 6V 370 A/hr
• Drive Motors	Dual AC Traction
Hydraulic System	
• Hydraulic Motor	Perm. Magnet
Tyres	240/55-17.5 Foam Filled
Brakes	Automatic Spring Applied

Accessories & Options

- 0.76 m x 1.22 m slide bar side entry platform
- 0.76 m x 1.22 m Self closing inward swing gate
- 240/55 - 17.5 non marking foam filled tyres
- 305 A/hr AGM Batteries
- All motion alarm
- Alarm package ²
- Platform worklights
- Head and tail lights
- Amber strobe light
- Euro Plug & Socket
- Acrylic console shield
- Cylinder bellows
- Skyguard beacon (ILOS)
- Light package
- Padding for platform 1.22m
- Padding for platform 1.52m
- Synthetic Biodegradable Hydraulic Oil
- Special paint colour

² Includes all-motion alarm and amber strobe light.

Model E400AJP

ARTICULATING BOOM LIFTS

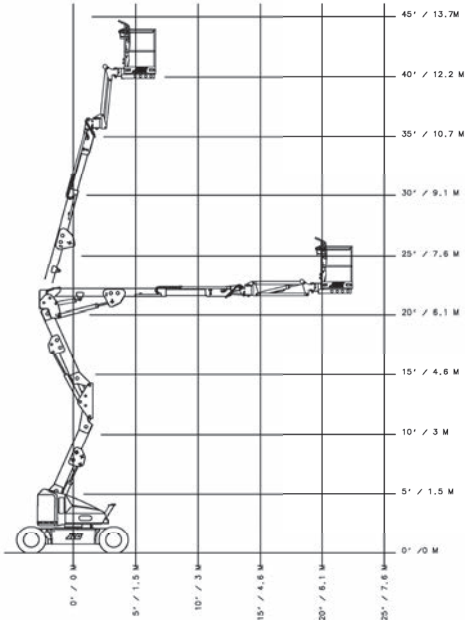
Performance

• Working Height	14.19 m
• Working Outreach	7.48 m
• Up and Over Height	6.55 m
• Swing (non-continuous)	360°
• Platform Capacity - Unrestricted	230 kg
• Platform Rotator (Hydraulic)	180°
• Jib - Overall Length	1.24 m
• Jib - Range of articulation	144°(+84°/-60°)
• JibPLUS® - Range of articulation	180° Horizontal
A. Platform Size	0.76 m x 1.52 m
B. Overall Width	1.75 m
C. Tailswing (working condition)	Zero
D. Stowed Height	2.01 m
E. Stowed Length	6.71 m
F. Wheelbase	2.01 m
G. Ground Clearance	0.22 m
• Machine weight ¹	6,350 kg
• Maximum Ground Bearing Pressure	5.2 kg/cm ²
• Drive Speed	5.1 km/h
• Gradeability	30%

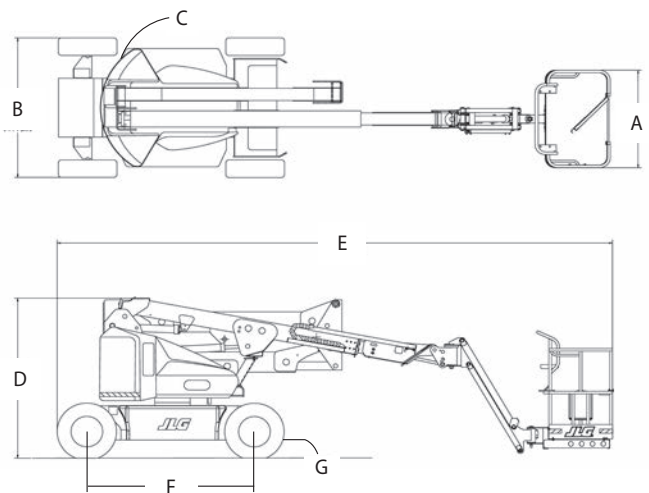
¹ Certain options or country standards may increase weight and/or dimensions.



Reach Diagram



Dimensions



IMPORTANT

JLG is continually researching and developing products and reserves the right to make modifications without prior notice. All data in this document is indicative. Certain options or country standards will increase weight. Specifications may change to meet country standards or with the addition of optional equipment.

Due to continuous product improvements, JLG Industries reserves the right to make specification and/or equipment changes without prior notification.



JLG EMEA BV

Polaris Avenue 63
2132 JH Hoofddorp
The Netherlands
Tel: +31 (0)23 565 5665
Fax: +31 (0)23 557 3750
www.jlg.com

An Oshkosh Corporation Company